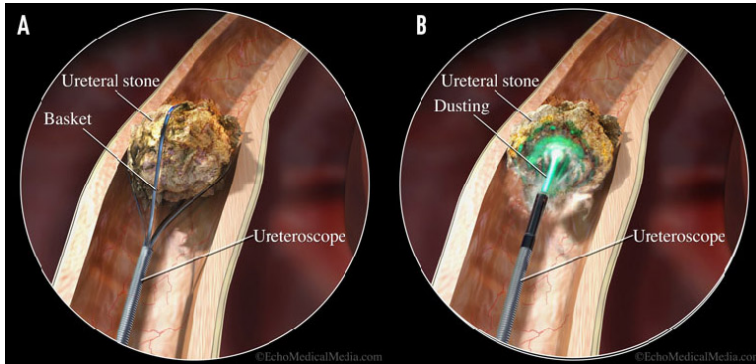


# Ureteroscopy with Laser Treatment of Kidney and Ureteral Stones

Timothy C. Davenport, MD



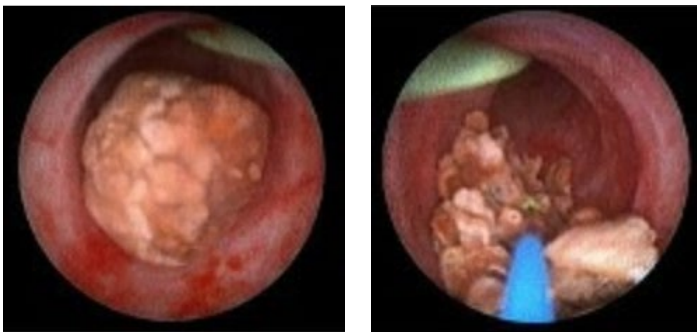
## What is Ureteroscopy?

Ureteroscopy is where a small scope (camera) is inserted by Dr. Davenport into the bladder, ureter, and often kidney in order to diagnose and treat stones in your urinary tract. He will usually use a laser beam to break the stone into tiny sand-like particles for easy passage and/or remove some or all of the pieces with a small basket. This is typically an outpatient procedure. Dr. Davenport can use ureteroscopy for virtually any stone of an appropriate size for it.

## What to Expect after Ureteroscopy

- Mild burning or flank pain while urinating.
- Blood in urine. You will have bleeding. This is ok.
- Stent irritation (frequency and urgency of urination and flank/bladder pain mainly when urinating).
- Most symptoms will resolve after stent removal.

Unless Dr. Davenport tells you otherwise after surgery, you can continue ALL of your regular activities if you are not having significant pain or taking narcotic pain medications.

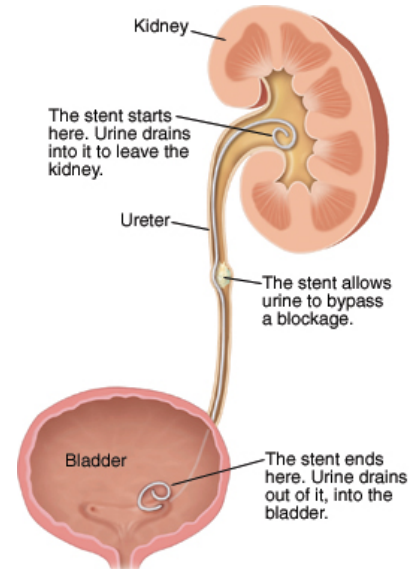


## Call the Office or Seek Medical Attention if:

- Fever over 101 that does not come down with Tylenol
- Difficulty urinating or inability to urinate
- Persistent vomiting, chest pain, or shortness of breath
- Excessive or continuous dark red bleeding

## Ureteral Stents

You will likely have a ureteral stent after surgery. This is a small flexible plastic tube with a curl on each end that is temporarily placed inside the ureter from the kidney to the bladder during stone surgery. It allows swelling from surgery to go down and stone particles to pass along the ureter and out of your body. **Most discomfort you feel after surgery will be from the stent.**




## The best treatment for stent irritation is:

- OTC Azo, Urogesic, bladder pain agents (drug store)
- OXYBUTYNIN that Dr. Davenport prescribed
- Ibuprofen or Aleve (for swelling)
- Narcotic prescription as a third option
- A hot bath



Dr. Timothy C. Davenport is a board-certified urologist specializing in urinary stones, urologic cancer, BPH treatment, female incontinence, and men's health issues. He was awarded the *2015 Tennessee Doctor of the Year Award* by the Men's Health Network and has received a *2020 National Urolift Center of Excellence*. Dr. Davenport has performed more than 2,000 stone operations in his career.



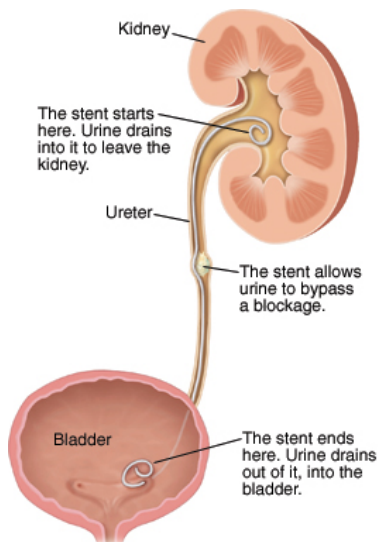
# Ureteral Stents and Stent Irritation

Dr. Timothy C. Davenport

## What is a Ureteral Stent?

A stent is a small flexible plastic tube with a curl on each end that is **temporarily placed inside the ureter from the kidney to the bladder during stone surgery**. It allows swelling from surgery to go down and stone particles to pass along the ureter and out of your body. **Most discomfort you feel after surgery will be from the stent.**

\*\* If the stent is removed too soon, you may experience significant discomfort. This pain is similar to or worse than the pain experienced with a stone. Therefore, we urge you to leave the stent in for the prescribed amount of time.



## Tips for tolerating your ureteral stent after your urologic procedure

1. Consider taking **AZO, Urogesic, Pyridium, phenazopyridine** or other over the counter bladder meds **available at your pharmacy without prescription**. These meds may decrease burning in urination and soothe the bladder. **These meds cause your urine to turn orange or blue and may stain.**
- 2.
3. Consider taking **naproxen (Aleve) or ibuprofen** if you do not have a history of kidney disease, peptic ulcer disease, or stomach or gastric ulcers.
4. Dr. Davenport wrote a prescription for **oxybutynin** which will relax your bladder and ureter. This is a medication that helps relieve bladder cramps and spasms often experienced with a ureteral stent.
5. Dr. Davenport wrote a prescription for **narcotic pain medication**. Take as directed if necessary.
6. Take a **hot bath** to help with bladder/ureteral spasms.



## What to Expect after Ureteroscopy or ESWL with a Stent in Place

- **BLOOD IN URINE.** You WILL have bleeding off and on with a stent. **Do not be alarmed.** This is expected and you are okay. Light bleeding happens regularly.
- **PAIN** and frequency, burning, or urgency when urinating.
- **PAIN** in bladder area and flank (sides) at any time.
- Most symptoms will resolve after stent removal.

## Activity/Exercise/Work with a Stent

You can continue **ALL OF YOUR REGULAR ACTIVITIES** if you are not having significant pain or taking narcotic medications. **YOU MAY WORK, LIFT, AND EXERCISE WITHOUT LIMITATION** with a stent in unless Dr. Davenport says otherwise. Certain movements (bending, etc.) may increase discomfort but **WILL NOT INJURE YOU.**

Dr. Timothy C. Davenport is a board-certified urologist specializing in urinary stones, urologic cancer, enlarged prostate treatment, female incontinence, and men's health issues. He was awarded **2015 Tennessee Doctor of the Year** by the Men's Health Network and has received a **2020 National Urolift Center of Excellence Award** given to physicians who have achieved a higher level of experience and demonstrated superior outcomes with UroLift. **He has performed more than 2,000 stone operations in his career.** Dr. Davenport is the author of *DaVinci Prostatectomy: A Guide for Physicians and Patients*.

